


2014 Products

Braille Imprint Range



Sign Trade
2015

Introducing the SignLink 'Braille Imprint' Range

Product Description

The SignLink braille imprint range of braille pictograms have been moulded from a single piece of polycarbonate. The braille and tactile elements are all raised so that they comply with the building code and the print is on the reverse side of the sign face, preventing it from being scratched off. Being a fully moulded sign none of the braille or raised elements will fall off. This is a major advantage over the traditional braille signs which have individual braille and tactile elements glued to the face of the sign.

The signs have a multi layered construction with the polycarbonate face mounted onto a semi-rigid polyethylene plastic backing plate. The polycarbonate is vandal and fade resistant, making the sign suitable for the indoor and outdoor use. They are supplied with 3M 467 M double sided tape applied to 100% of the back of the sign, ready for installation.

The signs are suitable to be mounted directly to flat surfaces such as gyprock, painted timber, glass etc. If signs are to be mounted onto brickwork or heavy textured surfaces we can supply them with a rigid aluminium backing plate. Signs that are supplied with an aluminium backing are not supplied with double sided tape unless specifically requested.

Signs suitable for medical environments

The product range has been designed specifically for hospitals and medical environments. The one piece sign reduces the risk of bacteria contamination. The polycarbonate face is able to cope with aggressive cleaning regimes.

Availability

All standard pictograms in the range are held in stock, hence we can despatch orders within 24 hours

Pricing

The signs are priced very competitively (market leading prices). We are able to do this because of the method of manufacture and because we make them in large production runs. We believe in passing these savings on to you.

Custom Signs

We are able to offer custom pictograms outside our standard range. These signs will be a photo-polymer one piece sign that has a similar look and feel to our standard signs.

To see more online visit

www.signlink.com.au

www.braillesign.com.au

Braille Imprint Range

180 x 180 = \$22^{+gst}

\$32^{+gst}
With rigid back plate

B1 180 x 180 Male Toilet	B2 180 x 180 Male Toilet	B3 180 x 180 Female Toilet	B4 180 x 180 Female Toilet	B5 180 x 180 Unisex Toilet
B6 180 x 180 Unisex Toilet	B7 180 x 180 Male Staff Toilet	B8 180 x 180 Female Staff Toilet	B9 180 x 180 Unisex Staff Toilet	B10 180 x 180 Male Toilet LH
B11 180 x 180 Male Toilet LH	B12 180 x 180 Male Toilet RH	B13 180 x 180 Male Toilet RH	B14 180 x 180 Female Toilet LH	B15 180 x 180 Female Toilet LH
B16 180 x 180 Female Toilet RH	B17 180 x 180 Female Toilet RH	B18 180 x 180 Unisex Toilet LH	B19 180 x 180 Unisex Toilet LH	B20 180 x 180 Unisex Toilet RH
B21 180 x 180 Unisex Toilet RH	B22 180 x 180 Male Ambulant Toilet	B23 180 x 180 Female Ambulant Toilet	B24 180 x 180 Male Staff Change	B25 180 x 180 Female Staff Change
B26 180 x 180 Unisex Ambulant Toilet	B27 180 x 180 Male Ambulant Toilet	B28 180 x 180 Female Ambulant Toilet	B29 180 x 180 Unisex Ambulant Toilet	B30 180 x 180 Toilets
B31 180 x 180 Ramp Access	B34 180 x 180 Male Toilet & Shower	B35 180 x 180 Female Toilet & Shower	B36 180 x 180 Unisex Toilet & Shower	B37 180 x 180 Toilets
B38 180 x 180 Parents Room	B39 180 x 180 Parents Room			

260 x 180 = \$33^{+gst}









\$48^{+gst}
With rigid back plate

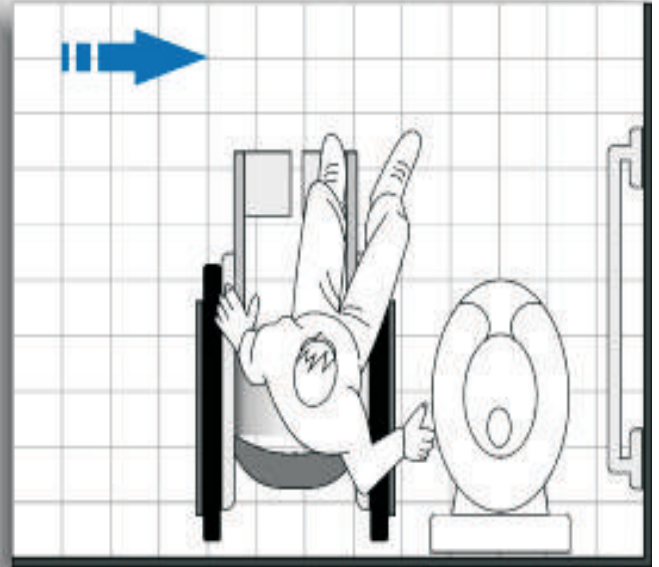
B32 260 x 180 Unisex Toilet & Shower LH	B40 260 x 180 Unisex Toilet & Shower LH	B33 260 x 180 Unisex Toilet & Shower RH	B42 260 x 180 Unisex Toilet & Shower RH
--	--	--	--

Building Code Requirements









Signage for accessible sanitary facilities must identify if the facility is suitable for “Left Hand” or “Right Hand” transfer. This is noted on our standard signs as “LH” or “RH”.

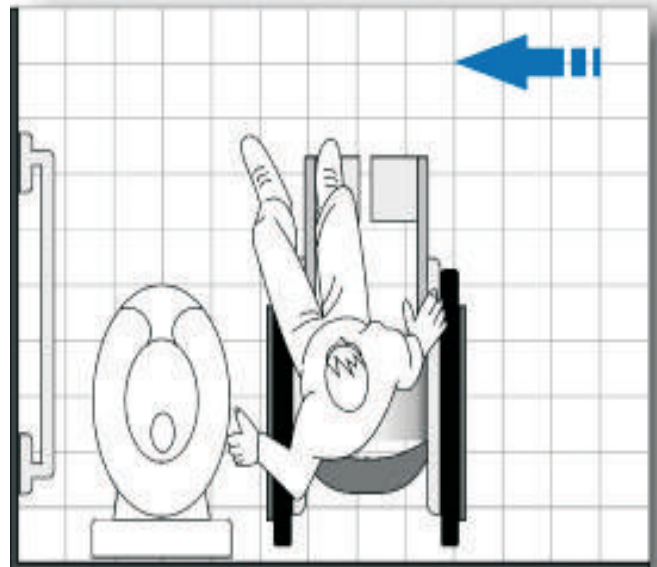
Right Hand Transfer

B12 180 x 180	 Male Toilet RH <small>complies with AS/NZS 4842.1</small>	B16 180 x 180	 Female Toilet RH <small>complies with AS/NZS 4842.1</small>
B13 180 x 180	 Male Toilet RH <small>complies with AS/NZS 4842.1</small>	B17 180 x 180	 Female Toilet RH <small>complies with AS/NZS 4842.1</small>
B20 180 x 180	 Unisex Toilet RH <small>complies with AS/NZS 4842.1</small>	B21 180 x 180	 Unisex Toilet RH <small>complies with AS/NZS 4842.1</small>
B33 260 x 180	 Unisex Toilet & Shower RH <small>complies with AS/NZS 4842.1</small>	B42 260 x 180	 Unisex Toilet & Shower RH <small>complies with AS/NZS 4842.1</small>



Left Hand Transfer

B10 180 x 180	 Male Toilet LH <small>complies with AS/NZS 4842.1</small>	B11 180 x 180	 Male Toilet LH <small>complies with AS/NZS 4842.1</small>
B14 180 x 180	 Female Toilet LH <small>complies with AS/NZS 4842.1</small>	B15 180 x 180	 Female Toilet LH <small>complies with AS/NZS 4842.1</small>
B18 180 x 180	 Unisex Toilet LH <small>complies with AS/NZS 4842.1</small>	B19 180 x 180	 Unisex Toilet LH <small>complies with AS/NZS 4842.1</small>
B32 260 x 180	 Unisex Toilet & Shower LH <small>complies with AS/NZS 4842.1</small>	B40 260 x 180	 Unisex Toilet & Shower LH <small>complies with AS/NZS 4842.1</small>



Braille & Tactile Exit Signs

With current amendments to The Australian Building Code, every exit in the following scenarios are required to have a braille and tactile exit sign installed:

- Exit doors opening to a stairway or,
- Exit doors opening to the street or open area or,
- Exit doors for all horizontal exits door in a storey.



The sign must state: "Exit" and "Level" followed by the floor/level number. The sign is to be installed on the wall on the latch side between 50mm & 300mm from the architrave. It must also be located between 1250 and 1600mm from FFL.




Photo Polymer

180 x 50

\$25 +gst

Photo Polymer

260 x 50

\$30 +gst

SIGNS HELD IN STOCK

Exit Level B3 <small>photo polymer</small>	Exit Level B2 <small>photo polymer</small>	Exit Level B1 <small>photo polymer</small>	Exit Level B <small>photo polymer</small>	Exit Level G <small>photo polymer</small>
Exit Level 1 <small>photo polymer</small>	Exit Level 2 <small>photo polymer</small>	Exit Level 3 <small>photo polymer</small>	Exit Level 4 <small>photo polymer</small>	Exit Level 5 <small>photo polymer</small>
Exit Level 6 <small>photo polymer</small>	Exit Level 7 <small>photo polymer</small>	Exit Level 8 <small>photo polymer</small>	Exit Level 9 <small>photo polymer</small>	Exit Level 10 <small>photo polymer</small>

Custom Braille Signs

We also offer to make custom braille signs where these custom signs are supplied as part of a set which includes our standard moulded signs. We will produce the artwork so that it matches the style of the moulded sign.

Custom signs will be produced as a photo polymer, one piece membrane. The colour will be sprayed on the back of the sign with the lettering colour to the hot foil stamped on the face of the raised tactile letters and clear coated.

The overall appearance of the photopolymer signs is very similar but not exactly the same as the moulded signs. This should be taken into account if the moulded signs and custom signs are being mounted directly up against each other. The maximum size of the custom photopolymer sign is 600 mm w by 450mm h. They can also incorporate logos and blended graphic symbols.

We also offer braille pictograms on the stainless steel No.4 polish and satin natural anodised aluminium both at 1.6mm thick

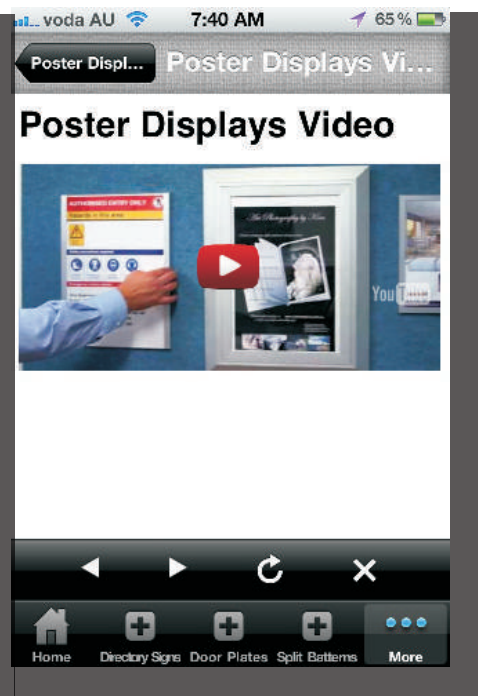
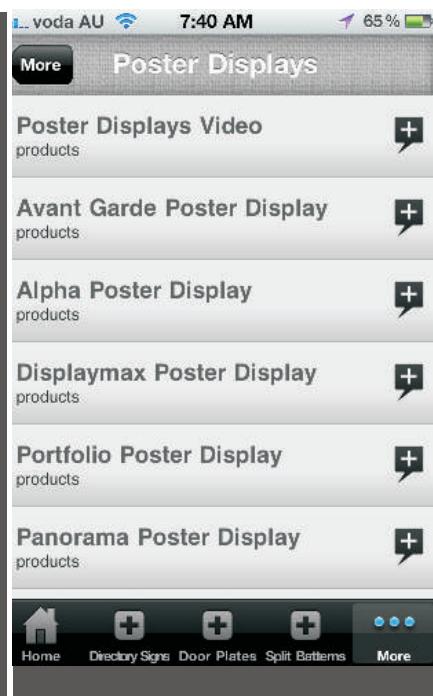



SignLink Iphone App



Iphone App

SignLink has released Australia's first mobile signage showroom. You can now show your clients signage photos, technical information and 'how it works' videos all from the convenience of your mobile phone.



This free to download app is like bringing the showroom to your clients. Products are labelled into categories and is easy for anyone to find their way through.

Presenting to customers has never been easier!

For more information visit www.signlink.com.au
The game has changed, and so should you.

To download the app, simply visit the link below or scan the QR code with your phone.

Available on the iPhone
App Store



Did you know we also supply:




Poster Displays



Split Batten Signs



Door Plates



Post and Panel Signs



Ceiling Suspended Signs



Projecting Signs

For more information and how to videos
visit our website - **www.signlink.com.au**



Contact Us

Unit 1/52 - 54 Stanley Street
Peakhurst ,NSW Australia 2210

P | +61 2 9534 6340
F | + 61 2 9534 6802

E | sales@signlink.com.au
W | www.signlink.com.au

